

Endurance 30 Series Permanent-Magnet DC Motors

3-inch, 1/4 H/P, Fixed Brushes

Allied Motion's Endurance 30 series of 3-inch (76mm) diameter PMDC brush motors are a cost-effective solution for a wide range of commercial applications like mobile HVAC systems, pumps, gear motors, and electric actuators.

Standard winding voltage is 12 VDC with up to 48 VDC available upon request. Rated power output is up to 1/4 HP. Endurance 30 models are especially suitable for battery-powered applications. They offer excellent performance, long service life, and high reliability. Custom design variations are available to match your needs.

Features & Benefits

- Gloss-black fully-dipped 3-inch (76mm) diameter field housing
- Rugged zinc die-cast end frames
- Rated power output up to 1/4 HP (0.25 kW)
- Rated speed up to 3600 RPM
- Self-aligning, bronze sleeve bearings
- IP54 protection level
- Optimized brush life
- Class B (130 °C) winding insulation
- High strength ceramic magnets
- 5/16" (8 mm) cold-rolled steel shaft

Options

- Customized shaft, mounting, and lead configurations to match customer application requirements
- Sealed ball bearings
- Stainless steel shaft
- High temperature Class H (180 °C) winding insulation
- Larger 3/8-inch (9.5 mm) shaft
- EMI/RFI suppression
- IP56 sealing (wash-down version)
- E-coated housing for corrosion protection
- Chrome and zinc plated housing
- Vented housing
- Thermal protection
- High strength steel thru bolts



- Reliable 3-inch diameter PMDC brush motor with up to 1/4 HP
- 12 VDC winding with alternate windings up to 48 VDC available
- Rated torque up to 144 oz-in (0.99 Nm), and rated speed up to 3600 RPM
- Heavy-duty, long-life maintenance-free brushes

SPECIFICATIONS

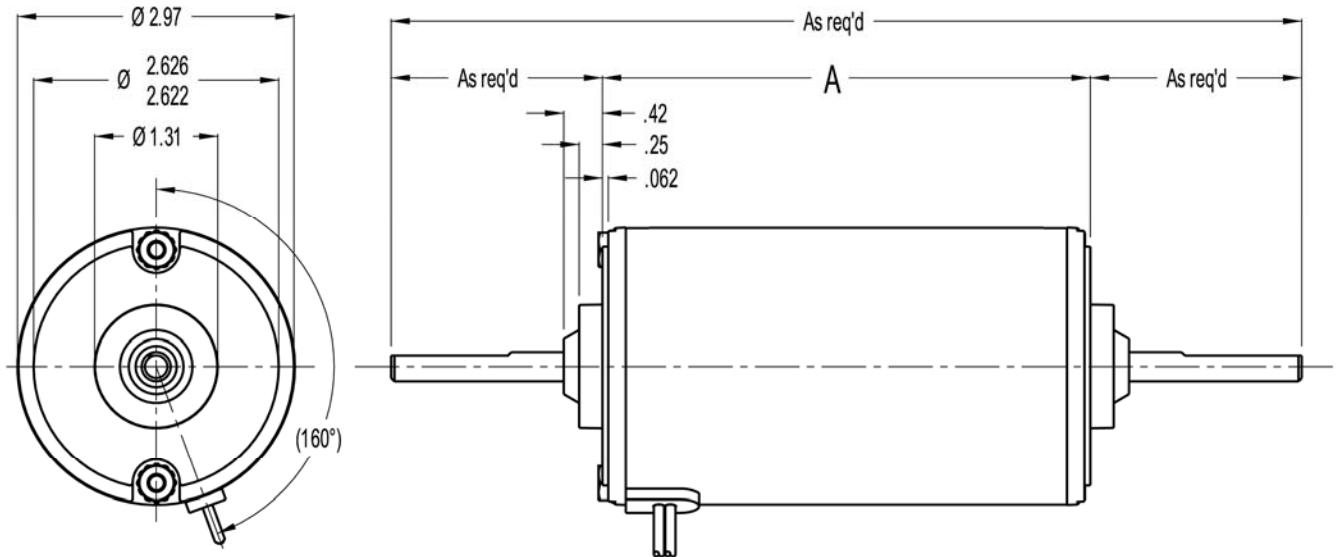
Model	Weight lb (kg)	Winding Voltage VDC	Rated Torque oz-in (Nm)	Rated Speed RPM	No-load Speed RPM	Current			Rated Power HP (W)
						Pk A	Rated A	NL A	
ENA-030Q0000	1.0 (0.46)	12	20 (0.14)	3000	3700	8	5	2	0.06 (44)
ENA-030Q2000	1.6 (0.68)	12	30 (0.21)	3600	4000	14	8	3	0.11 (80)
ENA-030Q3000	2.1 (0.96)	12	40 (0.28)	3400	4200	18	12	4	0.14 (101)
ENA-030Q4000	2.7 (0.27)	12	50 (0.35)	2700	3400	20	14	4	0.13 (100)
ENA-030Q6000	3.2 (1.45)	12	60 (0.42)	3100	3800	20	5	4	0.18 (137)
ENA-030Q7000	3.8 (1.73)	12	70 (0.50)	3300	4100	24	20	4	0.23 (171)
ENA-030Q8000	4.3 (1.95)	12	80 (0.56)	3000	3800	26	22	4	0.24 (178)
ENA-030QP000	5.3 (2.40)	12	90 (0.64)	3000	3700	28	24	4	0.27 (200)
ENA-030QR000	6.4 (2.90)	12	100 (0.71)	2500	3000	28	24	4	0.25 (185)
ENA-030QT000	6.9 (3.12)	12	140 (0.99)	1750	2150	30	25	4	0.24 (181)

Values above are nominal for a 12 volt DC motor. Contact Allied Motion for specific performance.

PMDC Motors

Endurance 30 Series Permanent-Magnet DC Brush Motors

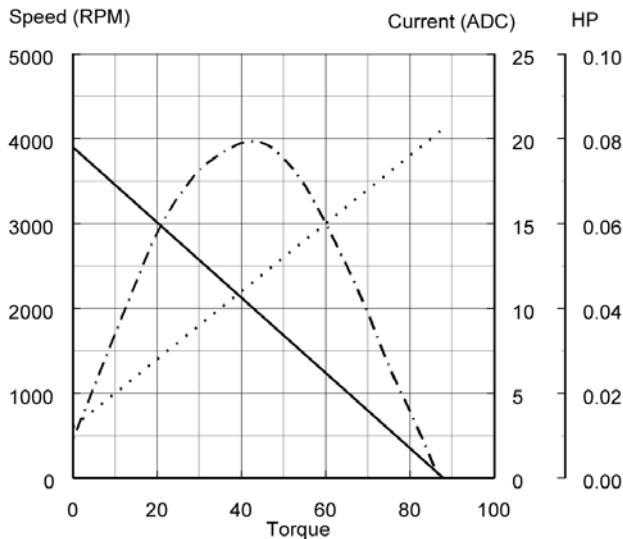
DIMENSIONS




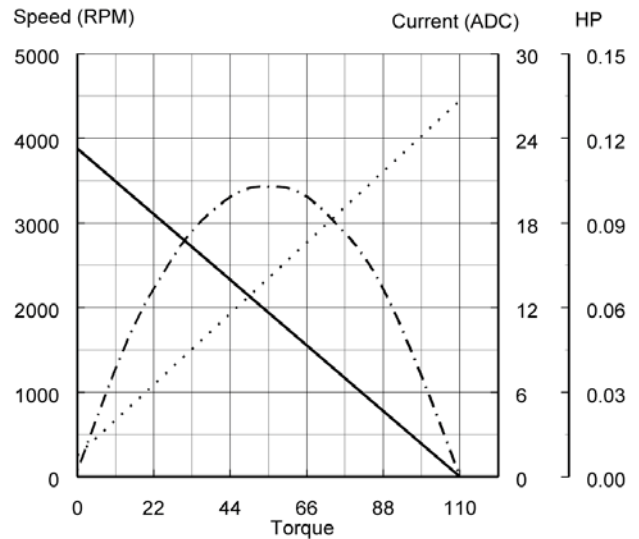
MODEL	ENA-030Q0000	ENA-030Q2000	ENA-030Q3000	ENA-030Q4000	ENA-030Q6000	ENA-030Q7000	ENA-030Q8000	ENA-030QP000	ENA-030QR000	ENA-030QT000
Length A in (mm)	3.22 (81.9)	3.47 (88.2)	3.72 (94.6)	3.97 (100.9)	4.22 (107.3)	4.47 (113.6)	4.72 (120.0)	5.22 (132.6)	5.72 (145.4)	5.97 (151.7)

PERFORMANCE

ENA-030Q0000



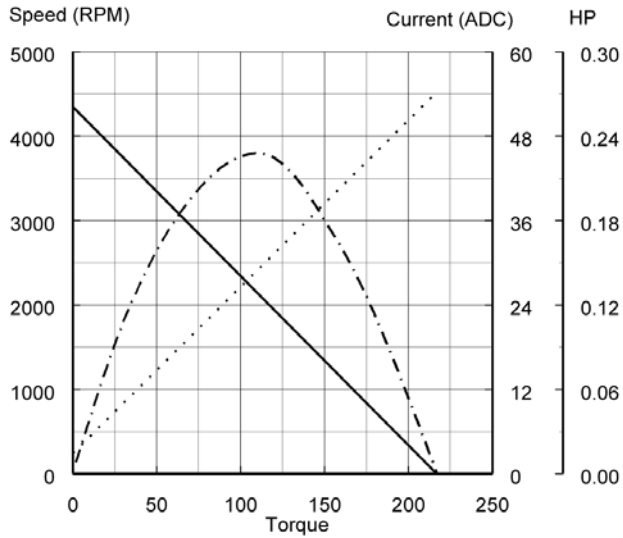
ENA-030Q2000



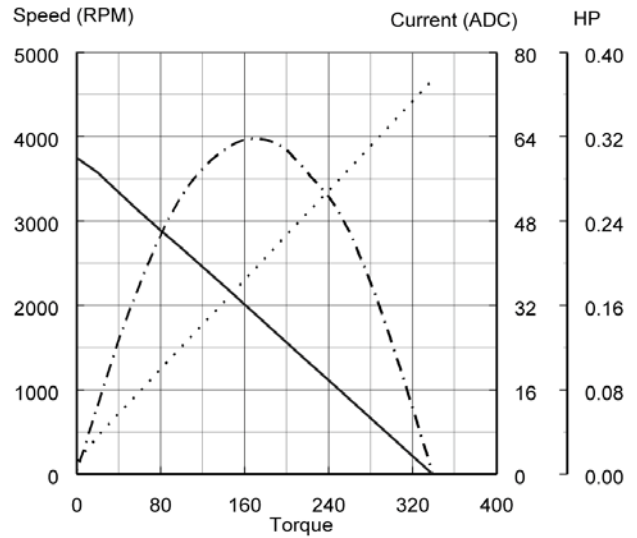
Endurance 30 Series Permanent-Magnet DC Brush Motors

PERFORMANCE

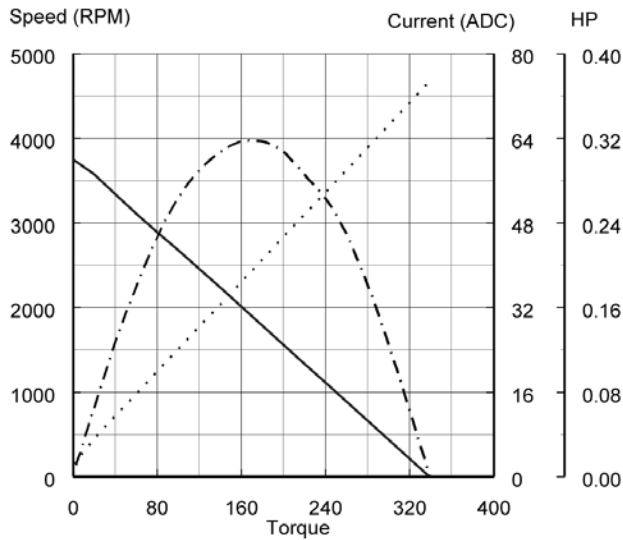
ENA-030Q3000




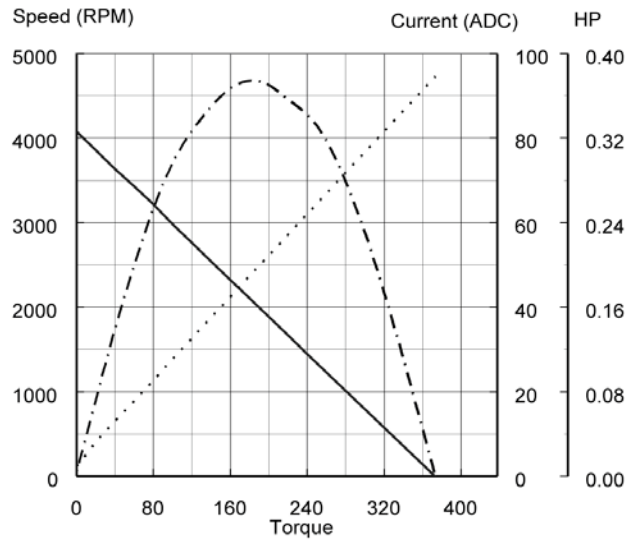
ENA-030Q4000



ENA-030Q6000



ENA-030Q7000

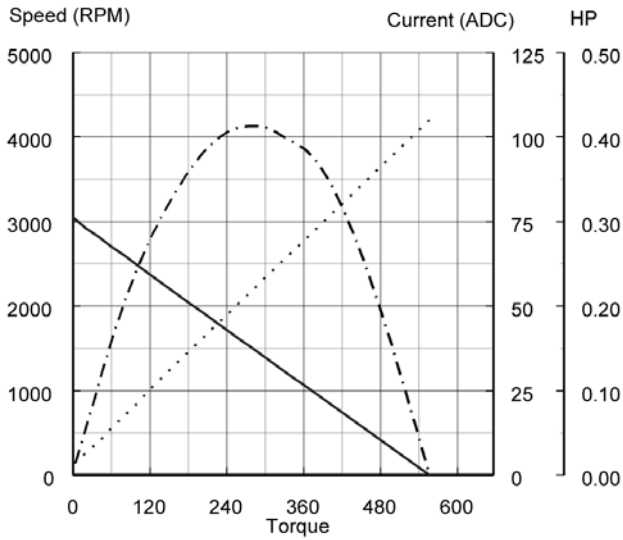


PMDC Motors

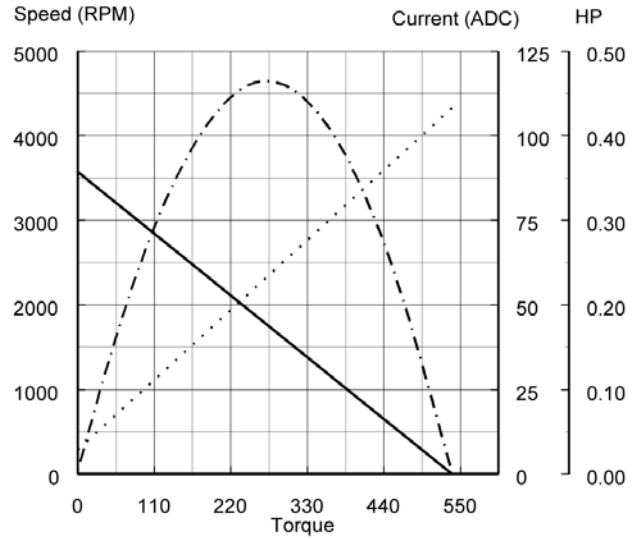
Endurance 30 Series Permanent-Magnet DC Motors

PERFORMANCE

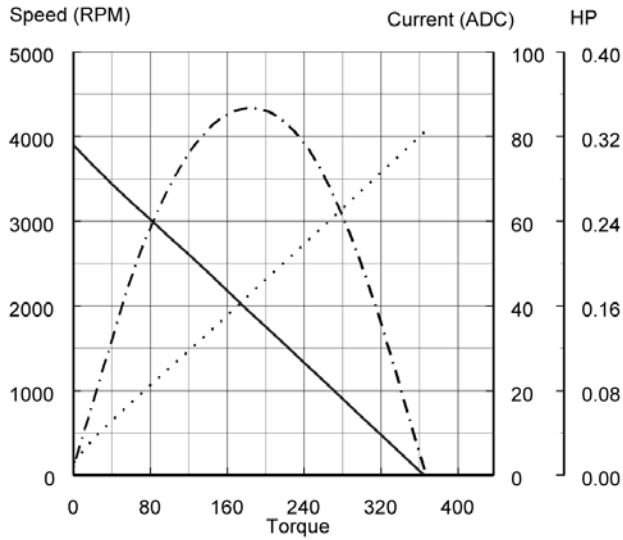
ENA-030Q8000



ENA-030QP000



ENA-030QR000



ENA-030QT000

