

VAX-1.5-AC BLOWERS

AC Vaneaxial Blowers

C-5126



general design specification: Motor to MIL-M-7969

airflow: Airflow to 18 cfm static pressure to 1.5 H₂O

voltage: Available in standard and special voltages. 400 Hz and 800 Hz single and 3 phase

impeller: Dynamically balanced, precision cast aluminum

housing: Precision die-cast aluminum

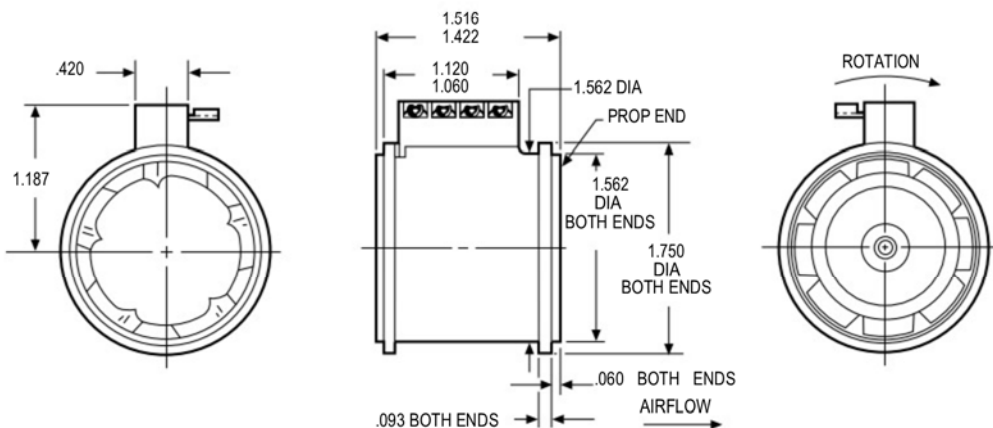
electrical connections: Solder terminals are standard. Leads are optional

mounting: Mounting is made by clamping around diameter or by clamping to servo flange at either end

marking: Per MIL-STD-130

life: 2,000 hrs. minimum depending upon rating and temperature

Dimensions



C-5126

Standard Part Numbers and Data

VOLTAGE (VAC)	FREQUENCY (Hz)	PHASE	SPEED min @ free air (rpm)	AIRFLOW min @ free air (cfm)	POWER INPUT max (watts)	CURRENT max @ free air (amps)	CAPACITOR 200 vac (µF)	WEIGHT max (oz.)	STANDARD PART NUMBER*
115	400	1	21,500	17.5	25.0	.19	.25	4.5	19A1233
115	400	1	12,000	10.0	7.5	.06	.10	4.5	19A1197
200	400	3	22,500	18.0	24.0	.15	—	4.5	19A2537

Note: All 3-phase voltages are line to line. MIL-STD-704 is 200 V line to line

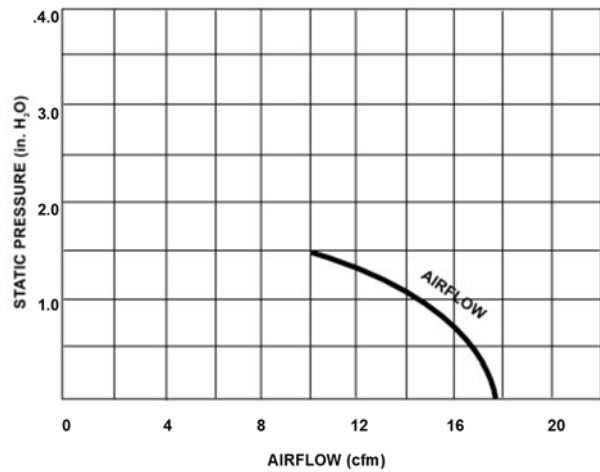
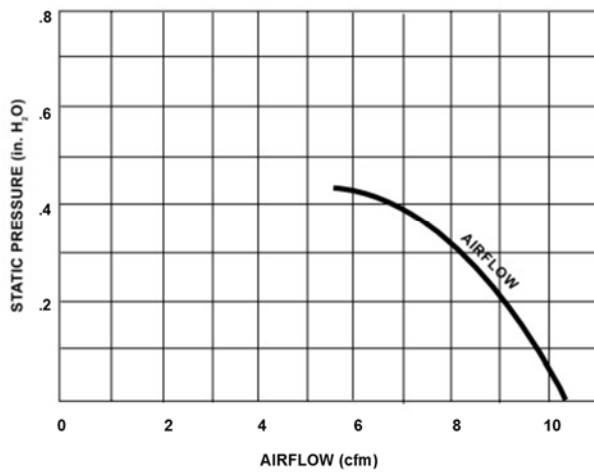
*When You Order

Units shown above are standard and may be ordered by part number. Motor windings, voltage, frequency, speed, current and airflow can usually be modified to fit your needs

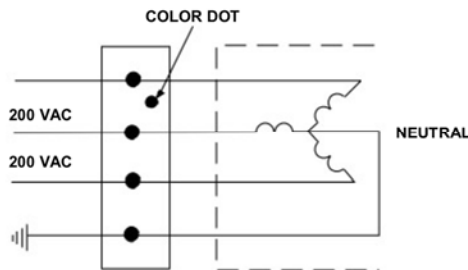
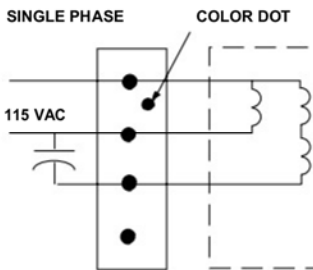
Typical Performance

Part No.: 19A1197: 5.5 cfm @ .45" H₂O

Part No.: 19A1233: 10.0 cfm @ 1.5" H₂O



Schematic Wiring



CAPACITOR AS STATED ABOVE (NOT FURNISHED)