

MODEL	OVERALL LENGTH DIM. "L"
MFH-170010AIZ	97.69 - 95.96 [3.846 - 3.778]
MFH-170025AIZ	113.69 - 111.96 [4.476 - 4.408]
MFH-170050AIZ	138.58 - 136.86 [5.456 - 5.388]

REVISIONS				
ECN	REV.	DESCRIPTION	DATE	APPROVED
	A	ENGINEERING RELEASE	04/25/14	D.H.
6606	B	REVISED MODEL PART NUMBERS & DIM "L"	05/16/14	D.H.
6683	C	REVISED MODEL PART NUMBERS	06/17/14	

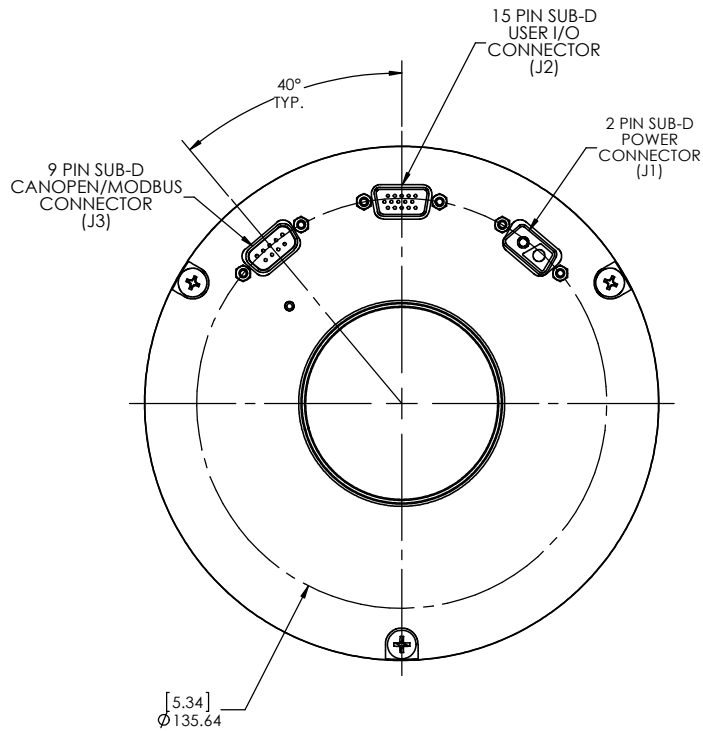


TABLE 1 - USER I/O CONNECTOR (J2) PINOUT

PIN	FUNCTION
1	INPUT 1
2	INPUT 2
3	INPUT 3
4	INPUT 4
5	ANALOG INPUT 1 (+)
6	INPUT 5
7	INPUT 6
8	RS232 RX
9	OUTPUT 1
10	ANALOG INPUT 1 (-)
11	OUTPUT 2
12	OUTPUT 3
13	RS232 TX
14	COMMON
15	ANALOG INPUT 2 (+)

MATE:
KONMEK H50-15FTBO
SEALED MATE:
KONMEK H50-15FTBO W/
HW1-1 SHROUD

FIGURE 1 - USER I/O CONNECTOR (J2)

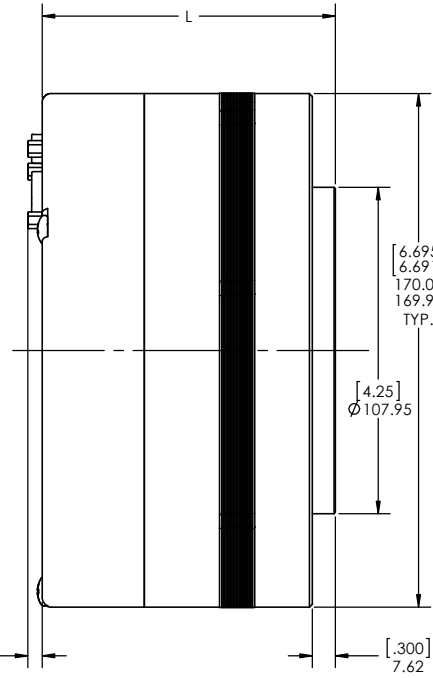
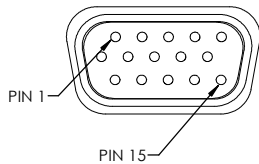


FIGURE 2 - CANOPEN / MODBUS CONNECTOR (J3)

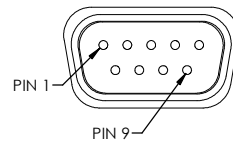


TABLE 2 - CANOPEN / MODBUS CONNECTOR (J3) PINOUT

PIN	FUNCTION
1	MODBUS COMMON
2	CANL
3	CAN COM
4	MODBUS TX / RX (-)
5	-
6	ANALOG OUTPUT
7	CANH
8	MODBUS TX / RX (+)
9	CANV+

MATE:
KONMEK D50-09FTBO
SEALED MATE:
KONMEK D50-09FTBO W/ HW1-1 SHROUD

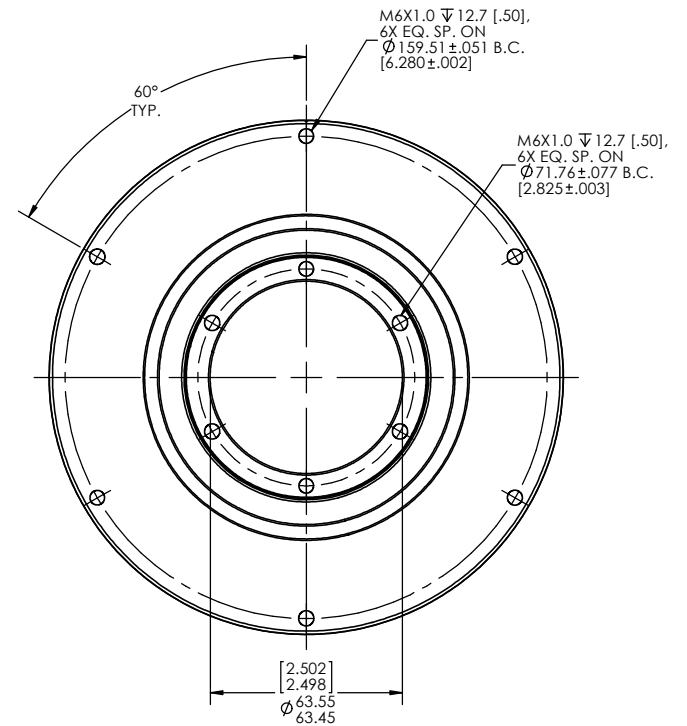


FIGURE 3 - POWER CONNECTOR (J1)

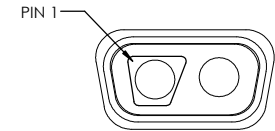


TABLE 3 - POWER CONNECTOR (J1) PINOUT

PIN	FUNCTION
1	DC POWER (-)
2	DC POWER (+)

MATE:
KONMEK PS400N-2WK2FTBO
SEALED MATE:
KONMEK PS400N-2WK2FTBO / HW1-1

CAGE CODE 3HN04	UNLESS OTHERWISE SPECIFIED:	NAME	DATE	 Emotiq Corp 10002-B EAST 43rd ST, SOUTH TULSA, OK 74146
	TOLERANCES: ANGLES: 30°/30° INCH: .XX ±.01 .XXX ±.005 MM: .XX ±.30 .XXX ±.13 BREAK SHARP EDGES .010" MAX	DRAWN: N. WHITE	01/10/14	
PROPRIETARY AND CONFIDENTIAL THE INFORMATION CONTAINED IN THIS DRAWING IS THE SOLE PROPERTY OF EMOTIQ CORP. ANY REPRODUCTION IN PART OR AS A WHOLE WITHOUT THE WRITTEN PERMISSION OF EMOTIQ CORP. IS PROHIBITED.	MATERIAL	APPROVED: D. HAWES	01/10/14	SIZE DWG. NO. C MFH170i
	NEXT ASSY USED ON FRSH APPLICATION DO NOT SCALE DRAWING	THIRD ANGLE PROJECTION	INTERPRETATIONS, STANDARDS, AND TOLERANCES TO BE IN ACCORDANCE WITH ANSI Y14.5M 1994	
SOLIDWORKS 2012			SHEET 1 OF 1	